

2021

# SchokoTicket

The subscription ticket for schoolchildren



[www.schokoticket.de](http://www.schokoticket.de)



# A new school opens a new chapter in life!

Transition to secondary school represents a great challenge for many children. A new stage of life with many exciting impressions commences. The way to school changes as well. From here onwards, many children will go to school by bus and train. The SchokoTicket is the attractive solution for getting to school and back home. It can be used in one's free time and during school holidays as well, however!

	Fare category
SchokoTicket	D
per month	37,35
per day*	1,23

\*Average based on the monthly price of a SchokoTicket with an annual subscription.

Prices in euros per month

## NEW

**Termination possible at any time:** You can terminate your SchokoTicket subscription at any time at the end of the month by the 15th day of any calendar month. If you terminate your ticket before the end of the first 12 months, a flat-rate fee of EUR 20.00 will be charged. After the first 12 months, no subsequent charge will apply anymore. The period of notice by the 15th day of a calendar month for termination at the end of the month remains unchanged.


**Subscription terms:** The detailed subscription terms and our conditions of carriage and tariff rules can be found in the CustomerCenter or online at [www.vrr.de](http://www.vrr.de).

# How much does a SchokoTicket cost?



## The SchokoTicket at a glance

The SchokoTicket is available as a subscription ticket for pupils and students up to 25 years of age.

Pass features	Around the clock 	validity throughout the VRR operating area	Mobility guarantee
			Up to EUR 30 from 5 a.m. to 8 p.m.; up to EUR 60 from 8 p.m. to 5 a.m.
<b>SchokoTicket</b>	✓	✓	✓

## How to get your child a SchokoTicket:

If the child's way to the nearest school exceeds than 3,5 km, you may be entitled to reimbursement of travel expenses. For primary school children, the required distance is only 2 km. At upper secondary level, a limit of 5 km applies. Contact your future school's secretary to verify eligibility and file a corresponding application. If you are not eligible, you may buy the ticket on your own in three simple steps:

1. Complete the subscription application.
2. Have it stamped by the school.
3. Submit the subscription application to the CustomerCenter **OR** mail it to the transport company

If you submit it to the CustomerCenter in person, you will usually receive the SchokoTicket right away. In any other case, it will be mailed to you once your application has been processed first.

**Note:** Your child can only get a SchokoTicket if the school in question has a contract with your local transport company.

**Advice:** Use the time before the holidays to get your SchokoTicket subscription without any urgency. The money will only be debited starting in the first month of validity.

# Did you lose your ticket? Don't worry!

Please inform your transport company without delay if you ever lose your SchokoTicket. The SchokoTicket will then be locked and you will receive a new one for a fee of EUR 10.00.

**Note:** The chip card will only work if undamaged. Therefore, please do not punch holes into it and do not bend it.

## Bicycle transport with the FahrradTicket



Generally speaking, transport companies are happy to take along your child's bicycle. In the interest of all passengers, however, this will depend on the time of day, traffic volume, and the available space. Therefore, please enquire in advance about the respective rules of your transport company. A FahrradTicket is valid for 24 hours after validation.

**NEW**

**FahrradTicket**

for 24 hours

3,60

**AboLust**

**Thank you for your loyalty!**

AboLust-Online helps you enrich your leisure time and lets you discover interesting excursion destinations in the region. As a subscriber, your child will receive exclusive offers and discounts from many leisure and cultural providers from the VRR. You can find all offers at [www.abolust.de](http://www.abolust.de).

# The app with timetable information while on the road

If your child already has a smartphone, we recommend that they download our free timetable app. The app is a helpful support for bus and train journeys.

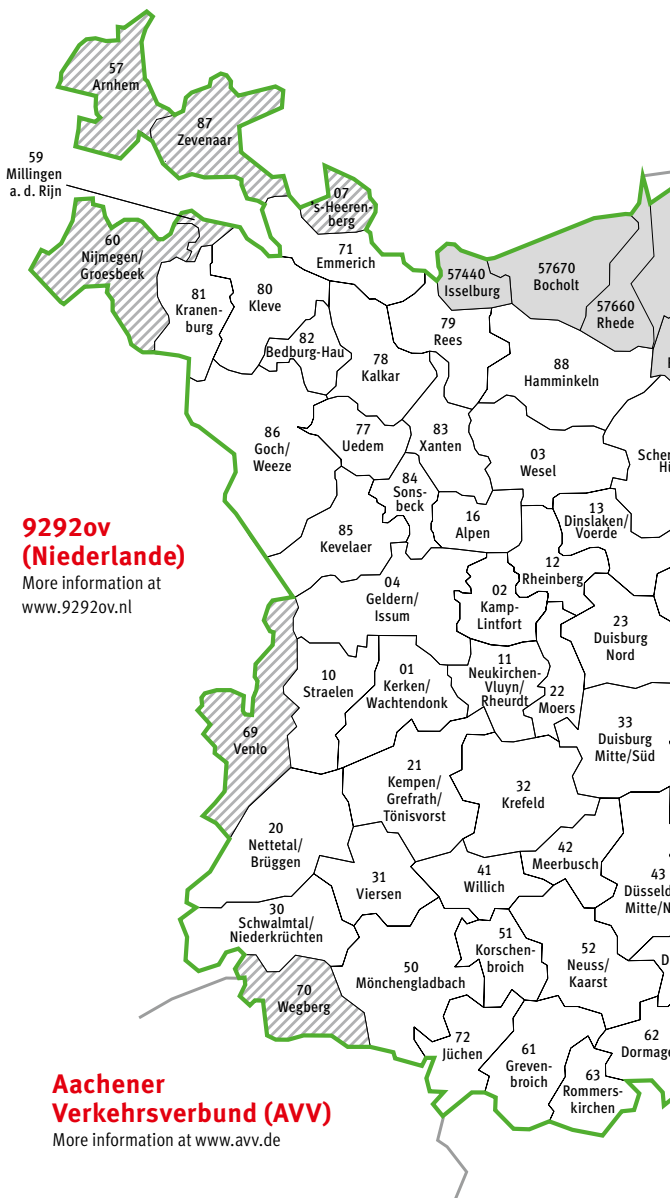
In addition to timetable information, it provides information on any disruptions of operations, offers orientation, recognises the current location by GPS positioning, and shows surrounding stops and the lines running there.



**Note:** The schedule for the vehicles used for school transport can be found on your transport company's website.

# The network tariff area

## SchokoTicket zone of validity



- VRR fares only valid on certain lines and only for through-transit.
- VRR fares valid on all lines, but only for through-transit. KombiTickets not valid.
- VRR fares valid on all lines, but only for through-transit.
- Fare category D

## WestfalenTarif (WT)

More information at [www.westfalentarif.de](http://www.westfalentarif.de)



## Verkehrsverbund Rhein-Sieg (VRS)

More information at [www.vrs.de](http://www.vrs.de)

# Travels beyond the network

## SchöneFerienTicket NRW

Anyone younger than 21 years of age may explore the entire state with the SchöneFerienTicket NRW. The ticket is valid throughout North Rhine-Westphalia during the Easter, summer, autumn, or Christmas holidays. It can be used on any buses, trams, and trains (2nd class) of the local public transport network. If the holidays start on a Monday, the ticket can be used on the preceding weekend already. If the holidays end on a Friday, its validity includes the weekend until the end of the Sunday following the official last day of the holiday.



Christmas holiday 2020/21: 23.12. - 06.01.	31,00
Easter holiday 2021: 29.03. - 10.04.	29,90
Summer holiday 2021: 05.07. - 17.08.	59,90
Autumn holiday 2021: 11.10. - 23.10.	29,90
Christmas holiday 2021/22: 24.12. - 08.01.	29,90

Prices in euros

For more information, see online, at:  
[www.mobil.nrw](http://www.mobil.nrw).


## EinfachWeiterTicket NRW

The EinfachWeiterTicket NRW lets your child travel anywhere in NRW simply and easily. The ticket is valid for six hours after validation in connection with the SchokoTicket and can be used on any public transport from the VRR, AVV, WT, and VRS. Your child may change trains any number of times. Round trips and return journeys are excluded, however. The return journey requires purchase of another EinfachWeiterTicket NRW.

	2nd class
EinfachWeiterTicket NRW <b>Adult</b>	6,80
EinfachWeiterTicket NRW <b>Child</b>	3,40

Prices in euros





# **No more parent taxi: Prepare your child fit for their way to school**

The new way to school is an exciting challenge: Secondary schools are rarely located in the close neighbourhood of the place of residence. They are usually a few kilometres away.

Encourage your child to walk to school, to cycle, or to take the bus and train on their own. Your child will benefit enormously from this: They will become more independent, gain security in traffic, and can spend time and maintain friendships with others on the travel back and forth. That is great fun and adds motion to everyday life.

Additionally, the journey to school is made safer not only for your own child, but also for all other pupils this way. Traffic chaos often ensues in front of schools when parents deliver their children right to the school gates or pick them up again there by car. “Parent taxis” that violate parking rules often block pedestrian crossings. This makes it hard for pupils to keep track of the traffic situation around the school and increases the danger of accidents.

Make your child fit for the way to school and use the holidays, to practice independent travels by bus and train with them. This will leave them optimally prepared for a safe and relaxed start of secondary school. Our school route check and your personal school route checklist on the following page will support you in this task.

# The school-route check



Our checklist is to help you prepare the new way to school and independent use of bus and train with your child. It contains the most important advice for getting to school safely:

- Practice reading timetables. The departure schedule can be found at the stop, in the electronic timetable information on our website, and in the app.
- Take the route to school together with your child and practice using the bus and train with them.
- Show any danger points and potentially difficult situations on the way to school to your child and explain them, for example when getting in and out of a vehicle in flowing traffic.
- Explain to your child that playing on the pavement and at bus stops can be dangerous.
- Draw your child's awareness to the fact that crossing in front of or behind a standing bus is particularly dangerous.
- Teach your child about traffic lights and zebra crossings where they can safely cross the streets.
- Allow your child to call you if they have any questions.
- Encourage your child to approach the driver with any questions or issues.
- If your child has left anything on the bus, your transport company's employees will be happy to help you out.



# My school-route checklist

Name of the school

Journey to school: Name of the boarding stop

Line

Travel direction

The most important departure times

Change at the stop

Line

Travel direction

The connection times are

Name of the stop at the school

Journey home: Travel direction

Line

The most important departure times

Phone number, in case anything goes wrong after all



**Mobile timetables  
and ticket purchases  
using the VRR app**

Do you still have questions?  
Our staff will be happy to help you:

**Service Telephone 0 180 6/50 40 30**

(€0.20/call when calling via German land line;  
mobile phone max. €0.60/call)

**Online timetables**

[www.vrr.de](http://www.vrr.de)

Verkehrsverbund Rhein-Ruhr  
AugustasträÙe 1  
45879 Gelsenkirchen

We wish you a pleasant journey  
your Verkehrsverbund Rhein-Ruhr

Last updated: January 2021

